

OPTIONAL DEVICE



JUKI Smart Solutions

For single needle lockstitch sewing machine with automatic thread trimmer

Bird nest prevention device


Backhold type : JSH-PBNB01

Side mounted type : JSH-PBNS01

This optional kit prevents bird nests at the start of sewing that are generated by thread trimmer. The bird nest phenomenon caused by the surplus needle thread in the first stitch not only affects the evaluation of the quality of sewn products, but also causes a decrease in productivity in the treatment manufacturing process (thread picking). We think many customers suffer from this phenomenon.

This device automatically grasps the needle thread at the start of sewing and achieves the optimum needle thread volume, thereby exerting an effect on **Improvement of sewing quality at the start of sewing** and also **Bird nest prevention**.

<Examples of sewing from the edge of fabric>



Length of remaining thread is 3mm or less!!

Needle thread clamp unit


Two types of mounting type are available.

Clamping the needle thread after thread cutting stabilizes the start of sewing even when sewing from the edge of the fabric. A disc knife attached to a presser foot prevents bird nest by cutting and suctioning the needle thread at the sewing start.

Backhold type

Parts No. : JSH-PBNB01

The clamp wiper is an integrated type that operates from the Backhold.



Side mounted type

Parts No. : JSH-PBNS01

This is a side-mounted type corresponding to a device such as a puller around a presser foot.



Thread tension regulator



Adjust the optimum amount of sewing thread at the start of sewing with the needle thread clamped.

Control box + Dust collection box



Timing can be adjusted by setting parameters. The needle thread scrap cut at the start of sewing is collected in the box by the air piping provided.

This device can be used in a variety of processes.



LABEL



ZIPPER



POCKET



SHIRTS BOTTOM



SLEEVE TOPSTITCH



JEANS ZIPPER TOP STITCH

Introduction of Optional Presser foot for Bird nest prevention device

Attached as standard equipment

Standard presser foot



Option

Presser foot with moving guide (left of right)

< Size >
1/32, 1/16, 1/8, 1/4



Presser foot with fixed guide (left or right)

< Size >
1/32, 1/16, 3/16, 1/8, 1/4



Replacing a foot can be very easy.



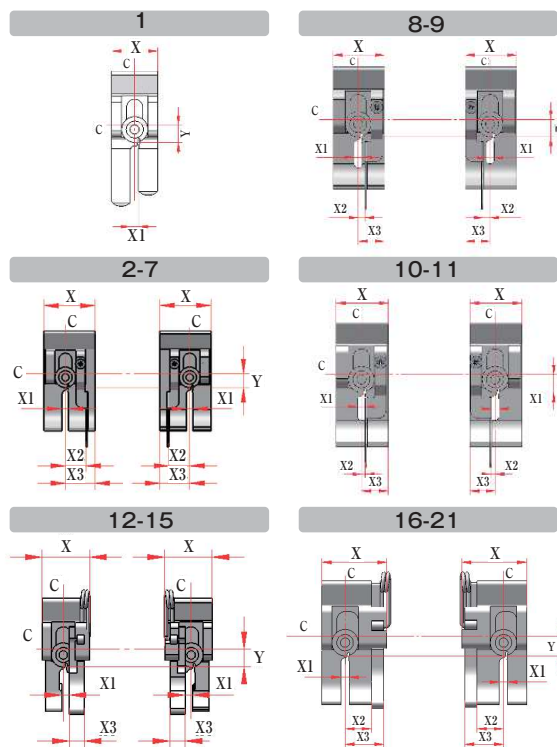
Disk knife
Parts no. : JSH-001-10.SH



The knife is rotated 360° by vibration during sewing to maintain the optimal cutting quality.

List of Optional presser foot for Bird nest prevention device (JSH-PBNB01/JSH-PBNS01)

No.	PART No.	DESCRIPTION	SIZE				
			X	X1	X2	X3	Y
1	JSH-001-11A	Flat presser(Standard Presser Foot)	11	2	-	-	4.4
2	JSH-001R1-4	Presser foot with fixed guide(1/4,right)	16	2	6.4	9	4.45
3	JSH-001R1-8	Presser foot with fixed guide(1/8,right)	13	2	3.2	7	4.45
4	JSH-001R3-16	Presser foot with fixed guide(3/16,right)	16	2	4.8	9	4.45
5	JSH-001L1-4	Presser foot with fixed guide(1/4,left)	16	2	6.4	9	4.45
6	JSH-001L1-8	Presser foot with fixed guide(1/8,left)	13	2	3.2	6	4.45
7	JSH-001L3-16	Presser foot with fixed guide(3/16,left)	16	2	4.8	9	4.45
8	JSH-001R1-16	Presser foot with fixed guide(1/16,right)	13	2	1.6	7	4.45
9	JSH-001L1-16	Presser foot with fixed guide(1/16,left)	13	2	1.6	6	4.45
10	JSH-001R1-32	Presser foot with fixed guide(1/32,right)	13	1.8	0.8	7	4.45
11	JSH-001L1-32	Presser foot with fixed guide(1/32,left)	13	1.8	0.8	6	4.45
12	JSH-001AR1-16	Presser foot with moving guide(1/16,right)	13	2	-	4	4.8
13	JSH-001AR1-32	Presser foot with moving guide(1/32,right)	13	2	-	4	4.8
14	JSH-001AL1-16	Presser foot with moving guide(1/16,left)	13	2	-	4	4.8
15	JSH-001AL1-32	Presser foot with moving guide(1/32,left)	13	2	-	4	4.8
16	JSH-001AR1-4	Presser foot with moving guide(1/4,right)	16	2	6.4	9	4.8
17	JSH-001AR1-8	Presser foot with moving guide(1/8,right)	15	2	3.2	8	4.8
18	JSH-001AR3-16	Presser foot with moving guide(3/16,right)	16	2	4.8	8	4.8
19	JSH-001AL1-4	Presser foot with moving guide(1/4,left)	16	2	6.4	9	4.8
20	JSH-001AL1-8	Presser foot with moving guide(1/8,left)	15	2	3.2	8	4.8
21	JSH-001AL3-16	Presser foot with moving guide(3/16,left)	16	2	4.8	8	4.8



See below for details on the JUKI automatic thread trimming machine that can be installed.

Model name	Type	
	Backhold	Side mounted
DDL-9000C-F	○	—
DDL9000C-S/DDL9000B	○	○
DDL900B/DDL900BB/(DDL900A*discontinued model)	○	○
DDL8700-7/DDL8700B-7/DDL8100B-7	○	○



Registered Organization : JUKI CORPORATION Head Office
The Scope of the Registration : The activities of research, development, design, sales, distribution, and maintenance services of industrial sewing machines, household sewing machines and industrial robots, etc., including sales and maintenance services of data entry systems.

JUKI
JUKI CORPORATION
CUSTOMER BUSINESS COMPANY

2-11-1, TSURUMAKI, TAMA-SHI,
TOKYO 206-8551, JAPAN
PHONE : (81) 42-357-2360
FAX : (81) 42-357-2380
<http://www.juki.com>

* Specifications and appearance are subject to change without prior notice for improvement.
* Read the instruction manual before putting the machine into service to ensure safety.
* This catalogue prints with environment-friendly soyink on recycle paper.

E.O.F.