

# JIN

## ▶ DIRECT DRIVE MOTOR FOR MO6800



### JIN-DD-MO6800

#### CONTROL BOX WITH FUNCTIONS

- 1.INPUT-210V~240V
- 2.SPEED ADJUSTMENT:500~6500RPM
- 3.NEEDLE POSITION
- 4.AIR SUCTION DEVICE (24V)
- 5.PNEUMATIC CUTTER
6. LED LIGHT OUTPUT (12V)







CONTROL BOX



DD.MOTOR

## ▶ MAIN VALUES OF PRODUCTS

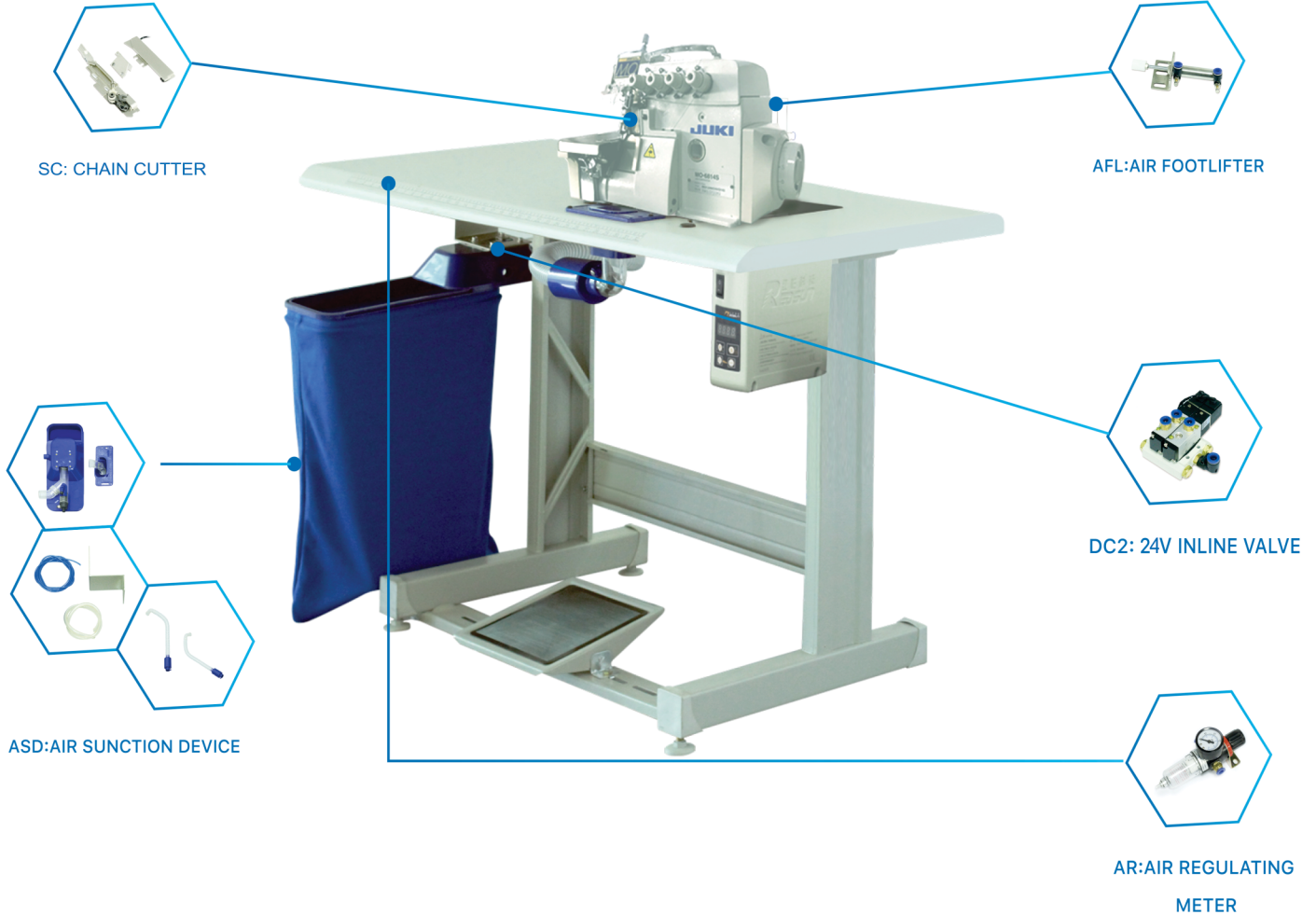
-  GREEN-POWER SAVING DIRECT DRIVE MOTOR
-  HIGH EFFICIENCY- COMPARING WITH CLUTH MOTOR,IT COULD IMPROVE AT LEAST 25% EFFICIENCY
-  NEEDLE POSITION WILL INCREASE PRODUCTIVITY, SPEED CAN BE CONTROLLED BY DIGITAL, SPEED LOCK OPTION, AGEING MODE (AUTO TESTING)
-  NOMINAL VIBRATION, NOMINAL TEMPERATURE WILL IMPROVE THE WORKING ENVIRONMENT

## JIN BRANCH:

BANGALORE 09845061331 CHENNAI 09790905254 AHMEDABAD 09898098937 KOLKATA 09330963047  
TIRUPUR 09344656700 MUMBAI 09323170854 DELHI 09560994304 LUDHIANA 09876130222

## JIN-DD-MO6800- ASD-PL-SC

### DD MOTOR FOR MO6800 WITH FULL OPTION



#### ► JIN-DD-MO6800-ASD-PL-SC PRODUCTS INSTRUCTION:

1	JIN-DD-MO6800	DIRECT DRIVE MOTOR	
2	SC	CHAIN CUTTER	
3	AFL	AIR FOOT LIFTER	
4	DC2	24V INLINE VALVE (SOLENOID)	
5	ASD	AIR SUCTION DEVICE	
6	AR	AIR REGULATING METER	